



S Series

High Performance Aerospace and Instrumentation Resistors



RoHS
COMPLIANT

Temperature Coefficient from -55 C to +125 C with 25 C as reference:

• "K" Foil Typical TCR and Maximum Spread:

Resistance value	80 Ω to 100KΩ	50Ω to 80Ω	1Ω to 50Ω
TCR in ppm/°C	±1±2.5	±1±3.5	±1±4.5





• "C" Foil Typical TCR and Maximum Spread:

Resistance value	80 Ω to 150KΩ	50Ω to 80Ω	1Ω to 50Ω
TCR in ppm/°C	±2±2.5	±2±3.5	±2±4.5

• Selected TCR Tracking: to 0.5 ppm/ C (matched sets)

FEATURES

- Power Rating: 0.6 to 2.0 Watts at +70 C; 0.3 to 1.0 Watts at +125 C (depending on model).
- Load Life Stability: ± 150ppm MaxΔR (@125 C, 2,000 hrs a 0.3 Watts).
- Non-inductive and non-capacitive
- Current Noise: 0.010 μV (RMS) / Volt of Applied Voltage
- Thermal EMF: 0.05 μV / C Typical.
- Rise Time: 1.0 Nanosecond, effectively no ringing.
- Terminal finishes available: lead free or tin/lead alloy.

	Model	Value Range	Max. Voltage	Power		Dimensions [inches]	Tolerances Available
				70°C	125°C		
	S102C (S102J)¹	1Ω to 150KΩ	300	0.6W	0.3W up to 100KΩ	W: 0.105 ±0.010 L: 0.300 ±0.010 H: 0.326 ±0.010 ST: 0.010 Min SW: 0.035 ±0.005 LL: 1.000 ±0.125 LS: 0.150 ±0.005	±0.005%: 50Ω - 1MΩ ±0.01%: 25Ω - 1MΩ ±0.02%: 12Ω - 1MΩ ±0.05%: 5Ω - 1MΩ ±0.1%: 2Ω - 1MΩ ±0.25%: 1Ω - 1MΩ ±1.0%: 0.5Ω - 1MΩ
	S102K (S102L)¹	1Ω to 100KΩ		0.4W	0.2W over 100KΩ		
	S104D	1Ω to 500KΩ	350	1.0W	0.5W up to 200KΩ	W: 0.160 Max L: 0.575 Max H: 0.413 Max ST: 0.035 ±0.005 SW: 0.050 ±0.005 LL: 1.000 ±0.125 LS: 0.400 ±0.020	
	S104K	1Ω to 300KΩ		0.6W	0.3W over 200KΩ		
	S105D	1Ω to 750KΩ	500	1.5W	0.75W up to 300KΩ	W: 0.160 Max L: 0.820 Max H: 0.413 Max ST: 0.035 ±0.005 SW: 0.050 ±0.005 LL: 1.000 ±0.125 LS: 0.650±0.020	
	S105K	1Ω to 500KΩ		0.8W	0.4W over 300KΩ		
	S106D	0.5Ω to 1MΩ	500	2.0W	1.0W up to 400KΩ	W: 0.260 Max L: 1.200 Max H: 0.413 Max ST: 0.035 ±0.005 SW: 0.050 ±0.005 LL: 1.000 ±0.125 LS: 0.900±0.020	
	S106K	0.5Ω to 600KΩ		1.0W	0.5W over 400KΩ		

¹S102J and S102L resistors have a 0.2" lead space.

For greater or lesser ohmic values, or for customized physical configurations, please contact Texas Components' Application Engineering

Texas Components is approved to DSCC drawing 89039

Rev. 02/11

Texas Components Corporation 1716 West Sam Houston Parkway North. Houston, Texas 77043

Phone:(713)468-3882 Fax: (713)461-2098 www.texascomponents.com

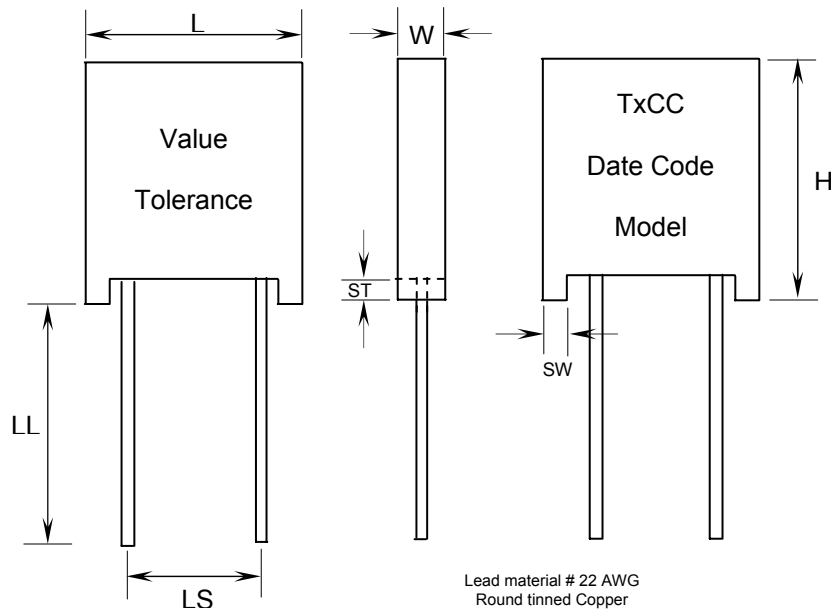
Email: resistorinfo@texascomponents.com



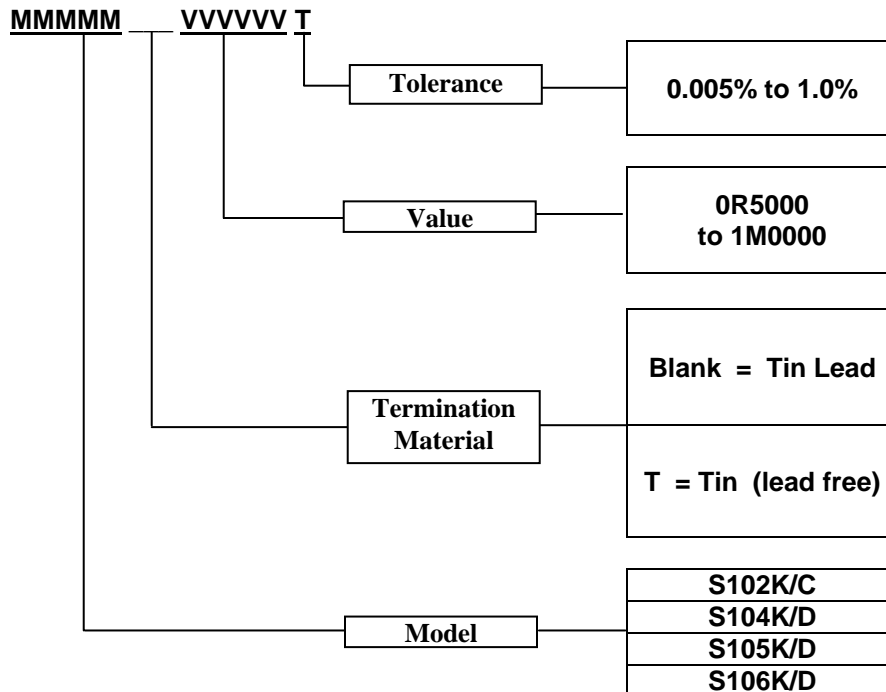
VISHAY PRECISION GROUP
BULK METAL® FOIL TECHNOLOGY



DIMENSIONS



ORDERING INFORMATION



Example:

To order a S102K resistor with a resistance value of 1,002.5 ohms, tolerance 0.005% with tin/lead leads, the ordering information would be:

S102K 1K0025 0.005%

Rev. 02/11